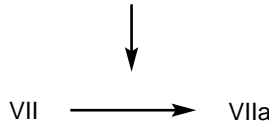


**Figure 1. Coagulation Cascade**

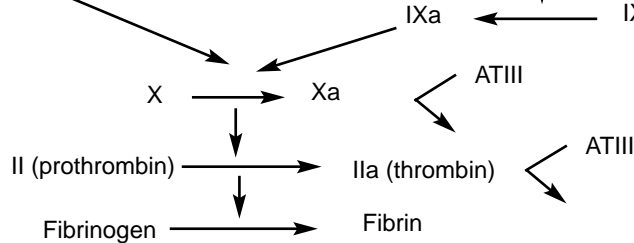
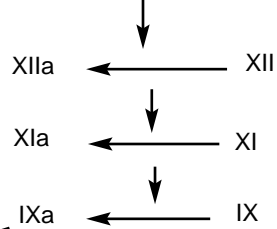
**Extrinsic (or Tissue Factor) Pathway**

Exposed tissue factor



**Intrinsic (or Contact Activation) Pathway**

Activated blood components



**Drug**

- Heparin
- LMWH
- Warfarin
- DTIs
- Fondaparinux
- Fibrinolytics

**Principle Site of Action**

- Thrombin (via ATIII)
- Factor Xa (via ATIII)
- Factors II, VII, IX, X
- Thrombin
- Factor Xa (via ATIII)
- Fibrin